



RAJAPALAYAM MILLS LIMITED
 Regd. Off : Rajapalayam Mills Premises,
 P.A.C. Ramasamy Raja Salai,
 Rajapalaiyam - 626 117, Tamil Nadu.
 CIN: L17111TN1936PLC002298

Telephone No. 04563-235666, Fax No. 04563-236520
 E-Mail: rajacot@ramcotex.com, Website: www.rajapalayammills.co.in

STANDALONE UN-AUDITED STATEMENT OF PROFIT AND LOSS FOR THE QUARTER ENDED 30TH JUNE, 2025
 (₹ in Lakhs)

Sl. No.	Particulars	Quarter ended			Year ended
		30-06-2025	31-03-2025	30-06-2024	31-03-2025
		(Un-Audited)	(Audited)	(Un-Audited)	(Audited)
1	Income				
	a. Revenue from Operations	18,857	22,199	21,796	89,848
	b. Other Income	357	430	397	2,558
	Total Income	19,214	22,629	22,193	92,406
2	Expenses				
	a. Cost of Materials Consumed	10,603	9,859	13,010	47,345
	b. Purchases of Stock-in-Trade	655	544	639	2,491
	c. Change in Inventories of Finished Goods, Work in progress and Stock-in-Trade	(2,035)	1,847	(796)	2,261
	d. Employee Benefits Expenses	3,190	2,915	3,096	12,245
	e. Finance Costs	2,374	2,348	2,197	9,090
	f. Depreciation and Amortisation Expenses	1,878	1,870	1,864	7,534
	g. Power & Fuel	1,006	1,806	1,399	5,961
	h. Other Expenditure	3,150	3,300	2,852	12,221
	Total Expenses	20,821	24,489	24,261	99,148
3	Profit / (Loss) from ordinary activities before tax and exceptional items(1-2)	(1,607)	(1,860)	(2,068)	(6,742)
4	Exceptional items (Refer Note No. 3)	(22)	74	14	74
5	Profit / (Loss) Before Tax (3 + 4)	(1,629)	(1,786)	(2,054)	(6,668)
6	Tax Expenses				
	-Current Tax Expenses / (Savings)	-	-	-	-
	-Deferred Tax Expenses / (Savings)	(404)	(420)	(517)	(1,648)
	Total Tax Expenses / (Savings)	(404)	(420)	(517)	(1,648)
7	Net Profit / (Loss) for the period (5-6)	(1,225)	(1,366)	(1,537)	(5,020)
8	Other Comprehensive Income/(Loss), net of tax	1	(137)	2	(151)
9	Total Comprehensive Income / (Loss) after tax for the period (7+8)	(1,224)	(1,503)	(1,535)	(5,171)
10	Paid-up Equity Share Capital (Face Value of a Share ₹ 10/- each)	922	922	922	922
11	Other Equity				42,135
12	Net Worth				43,057
13	Basic & Diluted Earnings per share of ₹ 10/- each (in ₹) (Not Annualized)	(13)	(15)	(17)	(54)



SEGMENT WISE REVENUE, RESULTS AND CAPITAL EMPLOYED

(₹ in Lakhs)

Particulars	Quarter ended			Year ended
	30-06-2025	31-03-2025	30-06-2024	31-03-2025
	(Un-Audited)	(Audited)	(Un-Audited)	(Audited)
1. Segment Revenue				
(Net Sales / Operating Income)				
a) Textiles	18,857	22,199	21,796	89,848
b) Wind Mills	1,586	664	1,005	4,313
	20,443	22,863	22,801	94,161
Less: Inter Segment Revenue	1,586	664	1,005	4,313
Total Income From Operations (Net)	18,857	22,199	21,796	89,848
2. Segment Results				
Profit/(Loss) Before Finance Cost & Tax				
a) Textiles	(241)	187	(415)	(916)
b) Wind Mills	924	207	511	2,196
c) Unallocated Items	84	94	33	1,068
d) Exceptional Items (Note No. 3)	(22)	74	14	74
	745	562	143	2,422
Less:				
Finance Cost - Unallocable Expenditure	2,374	2,348	2,197	9,090
Profit / (Loss) Before Tax	(1,629)	(1,786)	(2,054)	(6,668)
3. Capital Employed				
(Segment Assets (-) Segment Liabilities)				
a) Textiles	1,36,761	1,34,273	1,42,238	1,34,273
b) Wind Mills	3,775	3,879	4,296	3,879
c) Unallocated Items	(98,702)	(95,095)	(99,785)	(95,095)
Total	41,834	43,057	46,749	43,057



Notes:

- 1) The above un-audited financial results have been prepared in accordance with Indian Accounting Standards (Ind AS) prescribed under Section 133 of the Companies Act, 2013 read with relevant rules thereunder and in terms of regulation 33 of the SEBI (Listing Obligations and Disclosures Requirements) Regulations, 2015 (as amended). The said financial results were reviewed by the Audit Committee and approved by the Board of Directors at their Meeting held on 11-08-2025. The Statutory Auditors have carried out Limited Review of the above results and expressed an unmodified audit opinion.
- 2) The Central Government has published The Code on Social Security, 2020 and Industrial Relations Code,2020 ("the codes") in the Gazette of India, interalia, subsuming various existing labour and industrial laws which deals with employees including post employment period. The effective date of the code and the rules are yet to be notified. The impact of the legislative changes if any will be assessed and recognised post notification of relevant provisions.
- 3) Exceptional items represent the following:


Particulars	Quarter ended			Year ended
	30-06-2025	31-03-2025	30-06-2024	31-03-2025
	(Un-Audited)	(Audited)	(Un-Audited)	(Audited)
Profit / (Loss) on Sale of Property, Plant & Equipment	(22)	74	14	74

- 4) Other Comprehensive Income / (Loss) comprises of items that will not be reclassified to profit or loss as given below:

Particulars	Quarter ended			Year ended
	30-06-2025	31-03-2025	30-06-2024	31-03-2025
	(Un-Audited)	(Audited)	(Un-Audited)	(Audited)
Remeasurement Gain / (Losses) on defined benefit obligations (net of tax)	-	(94)	-	(94)
Gain / (Loss) on Equity Instruments through OCI (net of tax)	1	(43)	2	(57)
Total	1	(137)	2	(151)

- 5) The figures for the quarter ended 31-03-2025 are the balancing figures between audited results in respect of full financial year and published year to date upto the third quarter of the relevant financial year.
- 6) The Previous period figures have been re-grouped / re-stated wherever necessary.

For RAJAPALAYAM MILLS LIMITED,



RAJAPALAYAM
11-08-2025

P.R. VENKETRAMA RAJA,
CHAIRMAN
(DIN: 00331406)




RAJAPALAYAM MILLS LIMITED
 Regd. Off : Rajapalayam Mills Premises,
 P.A.C. Ramasamy Raja Salai,
 Rajapalayam - 626 117, Tamil Nadu.
 CIN: L17111TN1936PLC002298
 Telephone No. 04563-235666, Fax No. 04563-236520
 E-Mail: rajacot@ramcotex.com, Website: www.rajapalayammills.co.in

CONSOLIDATED UN-AUDITED STATEMENT OF PROFIT AND LOSS FOR THE QUARTER ENDED 30TH JUNE, 2025

(₹ in Lakhs)


Sl. No.	Particulars	Quarter ended			Year ended
		30-06-2025	31-03-2025	30-06-2024	31-03-2025
		(Un-Audited)	(Audited)	(Un-Audited)	(Audited)
1	Income				
	a. Revenue from Operations	18,857	22,199	21,796	89,848
	b. Other Income	357	430	398	1,691
	Total Income	19,214	22,629	22,194	91,539
2	Expenses				
	a. Cost of Materials Consumed	10,603	9,859	13,010	47,345
	b. Purchases of Stock-in-Trade	655	544	639	2,491
	c. Change in Inventories of Finished Goods, Work in progress and Stock-in-Trade.	(2,035)	1,847	(796)	2,261
	d. Employee Benefits Expenses	3,190	2,915	3,096	12,245
	e. Finance Costs	2,374	2,348	2,197	9,090
	f. Depreciation and Amortisation Expenses	1,878	1,870	1,864	7,534
	g. Power & Fuel	1,006	1,806	1,399	5,961
	h. Other Expenditure	3,150	3,300	2,853	12,221
	Total Expenses	20,821	24,489	24,262	99,148
3	Profit / (Loss) from ordinary activities before exceptional items and tax (1-2)	(1,607)	(1,860)	(2,068)	(7,609)
4	Exceptional items (Refer Note No.5)	(22)	74	14	74
5	Profit / (Loss) Before Tax (3 + 4)	(1,629)	(1,786)	(2,054)	(7,535)
6	Tax Expenses				
	- Current Tax Expenses / (Savings)	-	-	-	-
	- Deferred Tax Expenses / (Savings)	(404)	(420)	(517)	(1,648)
	Total Tax Expenses / (Savings)	(404)	(420)	(517)	(1,648)
7	Net Profit / (Loss) for the period before share of profit of Associates (5-6)	(1,225)	(1,366)	(1,537)	(5,887)
8	Share of Net Profit of Associates, net of tax	2,037	902	846	7,592
9	Profit / (Loss) for the period (7+8)	812	(464)	(691)	1,705
10	Other Comprehensive Income, net of tax	1	(136)	2	(151)
11	Share of OCI of Associates, net of tax	272	(910)	2	(222)
12	Total Comprehensive Income / (Loss) after tax for the period (9+10+11)	1,085	(1,510)	(687)	1,332
13	Paid-up Equity Share Capital (Face Value of a Share ₹ 10/- each)	920	920	920	920
14	Other Equity				2,30,519
15	Net Worth				2,31,439
16	Basic & Diluted Earnings per share of ₹ 10/- each (in ₹) (Not Annualized)	9	(5)	(8)	19



SEGMENT WISE REVENUE, RESULTS AND CAPITAL EMPLOYED

(₹ in Lakhs)

Particulars	Quarter ended			Year ended
	30-06-2025	31-03-2025	30-06-2024	31-03-2025
	(Un-Audited)	(Audited)	(Un-Audited)	(Audited)
1. Segment Revenue				
(Net Sales / Operating Income)				
a) Textiles	18,857	22,199	21,796	89,848
b) Wind Mills	1,586	664	1,005	4,313
	20,443	22,863	22,801	94,161
Less: Inter Segment Revenue	1,586	664	1,005	4,313
Total Income From Operations (Net)	18,857	22,199	21,796	89,848
2. Segment Results				
Profit/(Loss) Before Finance Cost & Tax				
a) Textiles	(241)	187	(415)	(916)
b) Wind Mills	924	207	511	2,196
c) Unallocated Items	84	94	33	201
d) Exceptional Items (Note No.5)	(22)	74	14	74
	745	562	143	1,555
Less:				
Finance Cost - Unallocable Expenditure	2,374	2,348	2,197	9,090
Profit / (Loss) Before Tax	(1,629)	(1,786)	(2,054)	(7,535)
3. Capital Employed				
(Segment Assets (-) Segment Liabilities)				
a) Textiles	1,36,761	1,34,273	1,42,237	1,34,273
b) Wind Mills	3,775	3,879	4,296	3,879
c) Unallocated Items	91,988	93,287	82,942	93,287
Total	2,32,524	2,31,439	2,29,475	2,31,439



Notes:

- 1) The above un-audited financial results have been prepared in accordance with Indian Accounting Standards (Ind AS) prescribed under Section 133 of the Companies Act, 2013 read with relevant rules thereunder and in terms of regulation 33 of the SEBI (Listing Obligations and Disclosures Requirements) Regulations, 2015 (as amended). The said financial results were reviewed by the Audit Committee and approved by the Board of Directors at their Meeting held on 11-08-2025. The Statutory Auditors have carried out Limited Review of the above results and expressed an unmodified audit opinion.
- 2) The Consolidated financial results have been prepared in accordance with Ind AS 110 read with Ind AS 28. The consolidated results include the standalone results of parent Company (Rajapalayam Mills Limited) and its Associates viz., The Ramco Cement Limited, Ramco Industries Limited and Ramco Systems Limited.
- 3) The Central Government has published The Code on Social Security, 2020 and Industrial Relations Code, 2020 ("the codes") in the Gazette of India, inter alia, subsuming various existing labour and industrial laws which deals with employees including post employment period. The effective date of the code and the rules are yet to be notified. The impact of the legislative changes if any will be assessed and recognised post notification of relevant provisions.
- 4) Key standalone financial information: (₹ in Lakhs)

Particulars	Quarter ended			Year ended
	30-06-2025	31-03-2025	30-06-2024	31-03-2025
	(Un-Audited)	(Audited)	(Un-Audited)	(Audited)
Total Income	19,214	22,629	22,193	92,406
Net Profit / (Loss) before exceptional items and tax	(1,607)	(1,860)	(2,068)	(6,742)
Net Profit / (Loss) before tax	(1,629)	(1,786)	(2,054)	(6,668)
Net Profit / (Loss) after tax	(1,225)	(1,366)	(1,537)	(5,020)

The standalone financial results of the Company are available on the Bombay Stock Exchange website www.bseindia.com and the Company's website www.rajapalayammills.co.in

- 5) Exceptional items represent the following: (₹ in Lakhs)

Particulars	Quarter ended			Year ended
	30-06-2025	31-03-2025	30-06-2024	31-03-2025
	(Un-Audited)	(Audited)	(Un-Audited)	(Audited)
Profit / (Loss) on Sale of Property, Plant & Equipment	(22)	74	14	74

- 6) Other Comprehensive Income / (Loss) comprises of items that will not be reclassified to profit or loss as given below: (₹ in Lakhs)

Particulars	Quarter ended			Year ended
	30-06-2025	31-03-2025	30-06-2024	31-03-2025
	(Un-Audited)	(Audited)	(Un-Audited)	(Audited)
Remeasurement Gain / (Losses) on defined benefit obligations (net of tax)	-	(94)	-	(94)
Gain / (Loss) on Equity Instruments through OCI (net of tax)	1	(42)	2	(57)
Total	1	(136)	2	(151)

- 7) The figures for the quarter ended 31-03-2025 are the balancing figures between audited results in respect of full financial year and published year to date upto the third quarter of the relevant financial year.
- 8) The Previous period figures have been re-grouped / re-stated wherever necessary.

For RAJAPALAYAM MILLS LIMITED,



RAJAPALAYAM
11-08-2025

P.R. VENKETRAMA RAJA,
CHAIRMAN
(DIN: 00331406)



EXTRACT OF CONSOLIDATED UN-AUDITED STATEMENT OF PROFIT AND LOSS FOR THE QUARTER ENDED 30TH JUNE, 2025

Sl. No.	Particulars	Quarter ended			Year ended
		30-06-2025	31-03-2025	30-06-2024	31-03-2025
		(Un-Audited)	(Audited)	(Un-Audited)	(Audited)
1	Total Income from operations	19,214	22,629	22,194	91,539
2	Net Profit / (Loss) for the period (before tax, exceptional items)	(1,607)	(1,860)	(2,068)	(7,609)
3	Net Profit / (Loss) for the period before tax (after Exceptional items) (Refer Note No.3)	(1,629)	(1,786)	(2,054)	(7,535)
4	Net Profit / (Loss) for the period after tax (after Exceptional items) (*)	812	(464)	(691)	1,705
5	Total Comprehensive Income / (Loss) for the period after tax (comprising Net Profit for the period after tax and Other Comprehensive Income after tax)	1,085	(1,510)	(687)	1,332
6	Equity Share Capital (face value of ₹ 10/- each)	920	920	920	920
7	Reserves (excluding revaluation reserve) as shown in the Audited Balance Sheet of the previous year.				2,30,519
8	Earning Per Share of ₹ 10/- each, (Not Annualised) (in ₹)				
	Basic	9	(5)	(8)	19
	Diluted	9	(5)	(8)	19
(*) Includes Share of Net Profit of Associates, Net of Tax		2,037	902	846	7,592

Notes:

- The above is an extract of the detailed format of quarter ended audited statement of profit and loss that has been filed with the Stock Exchange under Regulation 33 of the SEBI (Listing and Other Disclosure Requirements) Regulations, 2015. The full format of quarter ended un-audited statement of profit and loss (Standalone and Consolidated) are available on the Company's website at www.rajapalayammills.co.in and on the website of the Bombay Stock Exchange www.bseindia.com.
- The above un-audited financial results have been prepared in accordance with Indian Accounting Standards (Ind AS) prescribed under Section 133 of the Companies Act, 2013 read with relevant rules thereunder and in terms of regulation 33 of the SEBI (Listing Obligations and Disclosures Requirements) Regulations, 2015 (as amended). The said financial results were reviewed by the Audit Committee and approved by the Board of Directors at their Meeting held on 11-08-2025. The Statutory Auditors have carried out Limited Review of the above results and expressed an unmodified audit opinion.
- Net Profit / (Loss) for the period before tax includes exceptional items, which represent the following items:

Particulars	Quarter ended			Year ended
	30-06-2025	31-03-2025	30-06-2024	31-03-2025
	(Un-Audited)	(Audited)	(Un-Audited)	(Audited)
Profit / (Loss) on Sale of Property, Plant & Equipment	(22)	74	14	74

4) Key standalone financial information:

Particulars	Quarter ended			Year ended
	30-06-2025	31-03-2025	30-06-2024	31-03-2025
	(Un-Audited)	(Audited)	(Un-Audited)	(Audited)
Total Income	19,214	22,629	22,193	92,406
Net Profit / (Loss) before exceptional items and tax	(1,607)	(1,860)	(2,068)	(6,742)
Net Profit / (Loss) before tax	(1,629)	(1,786)	(2,054)	(6,668)
Net Profit / (Loss) after tax	(1,225)	(1,366)	(1,537)	(5,020)

- The figures for the quarter ended 31-03-2025 are the balancing figures between audited results in respect of full financial year and published year to date upto the third quarter of the relevant financial year.
- The Previous period figures have been re-grouped / re-stated wherever necessary.
- The aforementioned Audited Financial Results are available on the Company's website at <https://www.rajapalayammills.co.in/wp-content/uploads/2025/07/FY-2025-26-Q1.pdf> and can also be accessed by scanning a Quick Response Code given below:



For RAJAPALAYAM MILLS LIMITED,

P.R. Venketrana Raja

P.R. VENKETRAMA RAJA,
 CHAIRMAN
 (DIN: 00331406)